

Adult's Instructions

Hide all of the clues except #1. Once clues are hidden give #1 to Samantha. Keep this page in case they need some help so you remember where each clue is hidden.

Don't like a hiding place? No problem. Go back and generate it again... you never have to pay for this type of scavenger hunt again!

Hiding Places

Clue #1. Do not hide. Give to Samantha after hiding the other clues.

Clue #2. in the bookshelf

Clue #3. in their desk

Clue #4. in/under their pens box

Clue #5. near some crayons

Completion Certificate. in the silverware drawer

Kid(s) need help?

Remember Clue #1 leads to where you hid Clue #2. So, to help with Clue #1 guide them to where you hid Clue #2.

Clue pages too big to hide?

You can hide a clue coupon instead. These are on the last sheet of the PDF.

Clue #1

Welcome to the scavenger hunt Samantha! Use each clue to find the next location. Good luck and away you go...

Solve this riddle to find the next clue!

A story, they say, can take you away, but a book still needs a place to stay.

in the: _____


SAMPLE



Clue #2

Well done! Try this next puzzle.

Use the cipher below to figure out which letters go in the blanks.



The next location is in your

□□∇□




Clue #3

Wow, I wasn't sure you'd get that one. Impressive! Keep going...

As you solve the maze write the letters you pass into the blanks below.



Start



Finish

in/under your: _ _ _ ' _ _ _



Clue #4

Amazing! You're doing great. Here's the next puzzle.

Start at the given letter and follow the arrows to fill in the solution blanks below.



near some: -----

I	S	D	H	Z
P	Q	G	%	@
\$	E	V	N	O
J	W	M	K	T
A	X	#	C	B
Y	R	F	L	U

SAMPLE

- 1. O ↓ ↓ ↓ ← ↑ _____
- 2. E ↓ ← ↓ ↓ → _____
- 3. U ← ← ← ← ← _____
- 4. B ← ← ↓ ← ← _____
- 5. F → → ↑ ↑ ↑ _____
- 6. L → ↑ ← ↑ ↑ _____
- 7. % ↑ ← ↓ ← ↑ _____



Clue #5

You're almost done! One more to go...



Color each shape using the key below.

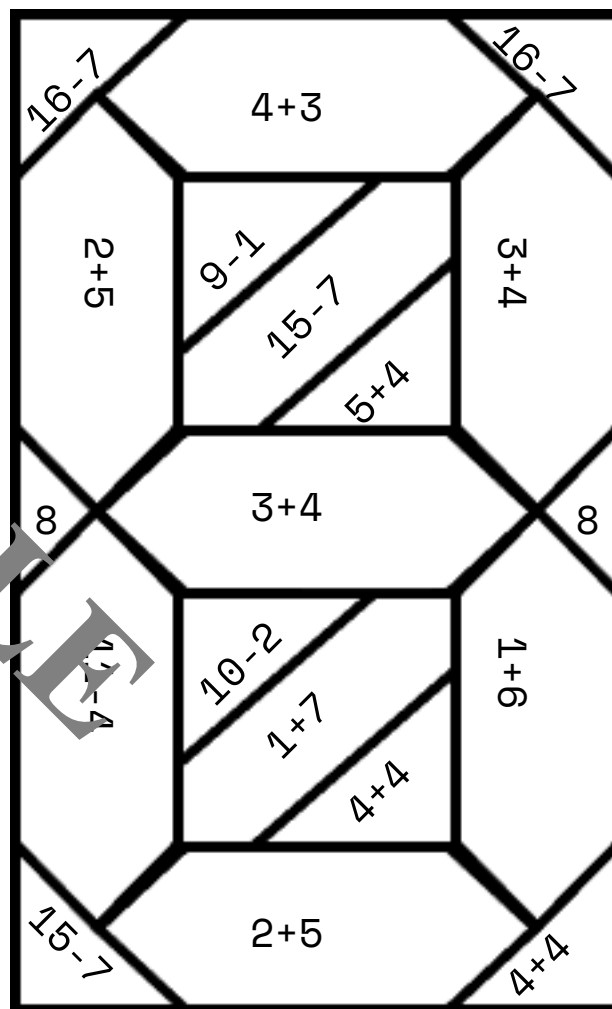
RED = 7

GREEN = 8

BLUE = 9

After coloring, a number should appear in RED. Use that number and go to the location below.

0. in a bathtub
1. near a cereal box
2. near the toaster
3. in a shower
4. under the dining table
5. near a television
6. near your favorite stuffed animal
7. in the washing machine
8. in the silverware drawer
9. in your desk



SAMPLE



Scavenger Hunt Completion Coupon

Awarded to

Samantha

Redeemable for

Movie and Ice Cream Night

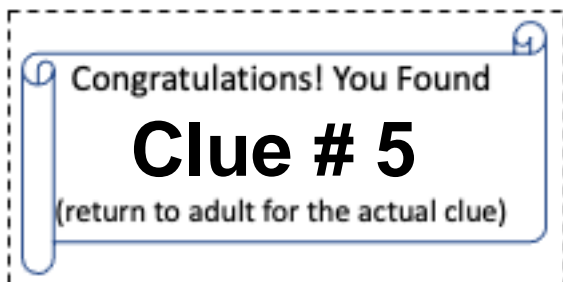
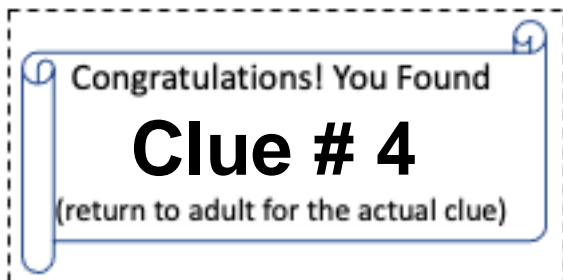
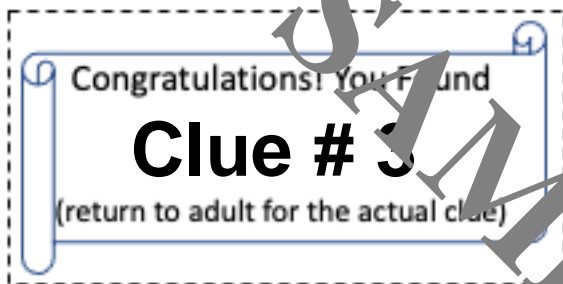
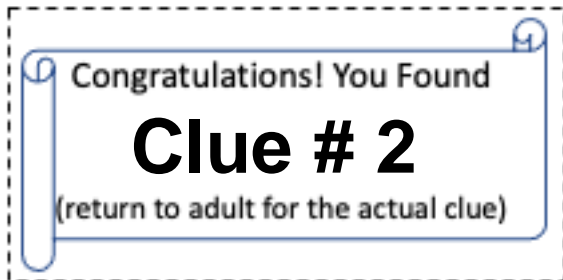
For completing this scavenger hunt, you have received this coupon. This coupon may be redeemed for the item or activity above. Well done!

<https://HomeScavengerHunt.com>



Clue Coupons (optional)

If the full size pages are too big to hide, cut out and hide a clue coupon instead.
Parenting hint: Ask Samantha to cut out the coupons!



SAMPLE