

Adult's Instructions

Hide all of the clues except #1. Once clues are hidden give #1 to Jeffrey. Keep this page in case they need some help so you remember where each clue is hidden.

Don't like a hiding place? No problem. Go back and generate it again... you never have to pay for this type of scavenger hunt again!

Hiding Places

Clue #1. Do not hide. Give to Jeffrey after hiding the other clues.

Clue #2. in the silverware drawer

Clue #3. near their favorite stuffed animal

Clue #4. under the kitchen table

Clue #5. near a cereal box

Clue #6. near the toaster

Clue #7. in their desk

Clue #8. in a bathtub

Clue #9. near their favorite sports equipment

Clue #10. in their shoe


Completion Certificate. in a shower

Kid(s) need help?

Remember Clue #1 leads to where you hid Clue #2. So, to help with Clue #1 guide them to where you hid Clue #2.

Clue pages too big to hide?

You can hide a clue coupon instead. These are on the last sheet of the PDF.



Clue #1

Hello Jeffrey, I'm glad you're here. My name is Dr.Crinklepuff and I need an assistant. I am looking for someone smart, creative, and with grit (that just means they keep trying even when it's hard). Is that you? I hope so!

I had my Automated Delightful Untrained Laboratory Technician (ADULT) place clues around your home. Solve each clue to find the next location. If you complete them all you can be my new assistant! If you run into trouble the ADULT can help you. Use each clue to find the next location. Good luck and away you go...

Solve this riddle to find the next clue!

There are many of us, and you use us to eat.. but not a sandwich, and not with your feet!

in the: _____

SAMPLE





Clue #2

Phooey! You are doing so well. I'm making this next one tougher.


Use the morse code cipher below to figure out the location. Hint:
Letters are separated with /

A·-	B-···	C-····	D-···	E·	F····	G---·	H····
I··	J·---	K---·	L·---	M--	N--·	O---·	P····
Q-----	R····	S···	T-	U··-	V····	W·---	X-----
Y-----	Z-----						

The next location is near your favorite

···/ -/ ·- / ·-·/ ·-·/ ·-·/ ·/ -··/
 ·- / -·/ ··/ ---/ ·- / ·-··/





Clue #3

Crikey! I asked Aunt Jane and they said you'd solve that one. I need to make harder puzzles!

Color each shape using the key below.

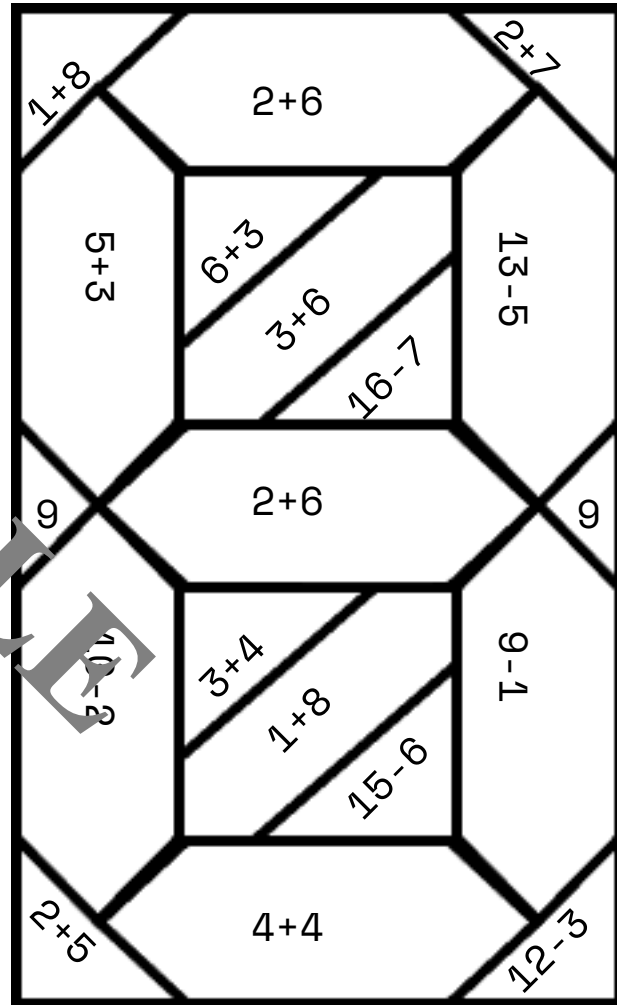
RED = 7

GREEN = 8

BLUE = 9

After coloring, a number should appear in GREEN. Use that number and go to the location below.

0. in your shoe
1. near some crayons
2. near some toilet paper
3. near a potato
4. near your favorite sports equipment
5. in/under your pet's bed
6. in a cup
7. near a candle
8. under the kitchen table
9. near a cereal box





Clue #4

Fiddle sticks! I thought I had you on that one!

Use the cipher below to figure out which letters go in the blanks.


A	B	C	J	K	L
D	E	F	M	N	O
G	H	I	P	Q	R

S	W	
T	X	Y
V	Z	

The next location is near a

LOFOJL UE>






Clue #5

Gadzooks! Did Argos the Dog help you with that one?

As you solve the maze write the letters you pass into the blanks below.



near the: _____





Clue #6

Crikey! How'd you figure that out! On to the next one.

You must crack the code to find the next clue. The code is a three digit number. It only has digits 1-6 (there are no 7s, 8s, or 9s. Use the information below to find the correct code to lead you to the next clue!

0 numbers are correct and in the correct place.
1 number is correct, but in the wrong place.


2 numbers are correct and in the correct place.
0 numbers are correct, but in the wrong place.

1 number is correct and in the correct place.
1 number is correct, but in the wrong place.

Write the correct code here! Use the table below to figure out where to go!

214 : in your desk
152 : near some toilet paper
512 : in the silverware drawer
232 : in the dishwasher
543 : in the clothes dryer
641 : near some crayons
225 : near a mirror





Clue #7

Blimey, that was impressive! Keep going...

As you solve the word search, circle one extra letter past the end of each word. Write the extra letter in the box next to the word in the word list. Those letters will spell out the location of the next clue.

attractive

swift

plead

burrow

master

ambition

address

J A L T V V Y K P G G T R E T S A M A A B Q K C O K X Z Q I
 P N R C M M H N L O P J O W A A T Z T V Q S U Q W K I J B Q
 Q D O H J T Z J H B U B U A D L D A C U L I B S N B H Y K U
 C U T H F D M L I Z F D N I W T T D J R O Y R C U P U P P F
 N Z G N E O Q N W Z T G P P H T M G L K W C G Q R P Y A E Z
 H F M P Y M D W J E S H A E R B G Q E Q G A C O T C P U G I
 K D B L A O W O A M O E R A B D U H A U K X D Q H V U W B I
 X O A M B I T I O N U N C F U V T C N E N S E X X T P J Z K
 E M E V T D D K D I W T A B B D R R N W G C Y R S W E X J M
 O S L U W K P Y P I K T L U H G I M H Q A Y Y T J E Z E A
 S A D D R E S S V M D G N Z R I D F V L J C Z I P Z Y Z E
 V T B R S U W C E E A Y N P X R S G X M R I J B A J R F A
 V F E T P K D B A E F W A D F L E O T R T H O O S S D U X Z
 M I F K Y K T U L I D O P X A G K J W Q J T E M G O L Q O I
 A W K J Y U M P Y J M D J E F I D U G H A Z A K U D B C O N
 Z S I M U C Q N C W K U D U N V X S N B Q G N W T F S J W M
 C B P H R H N R Z M E L F Z D A W O D O O L L G T W Z Z Q O
 K U U Z S Q B H E Q W L U G N B K S L P E T Y T Q V Y U E B
 L R W K D O M J Z N C S A Q T P I E E X O C T G I W W W C Z
 N Q U U D R P B B W E H S A N E T D H M S T W Q S B U Q Y C

SAMPLE

in a: _____





Clue #8

Fiddle sticks! I thought I had you on that one!


Use the braille cipher below to figure out which letters go in the blanks.

A	B	C	D	E	F	G	H	I	J	K	L	M
⠠	⠠	⠠	⠠	⠠	⠠	⠠	⠠	⠠	⠠	⠠	⠠	⠠
N	O	P	Q	R	S	T	U	V	W	X	Y	Z
⠠	⠠	⠠	⠠	⠠	⠠	⠠	⠠	⠠	⠠	⠠	⠠	⠠

The next location is near your favorite

⠠⠠⠠⠠⠠⠠ ⠠⠠⠠⠠⠠⠠⠠⠠⠠⠠⠠⠠⠠





Clue #9

Yoinks! I didn't think you'd get this far. Maybe this next one will stump you.

Start at the given letter and follow the arrows to fill in the solution blanks below.

in your: _____

%	S	R	J	L
V	N	Z	E	#
Y	T	M	\$	F
I	D	P	X	@
B	U	H	G	A
W	O	Q	K	C

SAMPLE

1. B ↑ ↑ ↑ ↑ → _____
2. I ↑ → ↓ ↓ → _____
3. \$ ← ↓ ← ↓ ↓ _____
4. # ↑ ← ← ↓ → _____





Clue #10

Egad! You're almost done. I'd better make this one a really hard one.

To find this location you need to build the decoder! Cut out each circle on the dotted line. Put the smaller circle on top and then line up A with 54. Use the decoder to fill in the blanks below. Good luck!



in a

--- --- --- --- --- ---
 38 55 89 15 21 60



Coupon

AWARDED TO

Jeffrey

REDEEMABLE FOR

One Ice Cream Sundae

FOR COMPLETING ALL REQUIREMENTS TO BECOME

DR. CRINKLEPUFF'S ASSISTANT

By completing the scavenger hunt to become Dr. Crinklepuff's assistant you have earned this coupon. Enjoy the fruits of your labor and determination. Well done!

Dr. Alfred J. Crinklepuff

SIGNATURE

<https://HomeScavengerHunt.com>



Clue Coupons (optional)

If the full size pages are too big to hide, cut out and hide a clue coupon instead.
Parenting hint: Ask Jeffrey to cut out the coupons!

