

Adult's Instructions

Hide all of the clues except #1. Once clues are hidden give #1 to David. Keep this page in case they need some help so you remember where each clue is hidden.

Don't like a hiding place? No problem. Go back and generate it again... you never have to pay for this type of scavenger hunt again!

Hiding Places

Clue #1. Do not hide. Give to David after hiding the other clues.

Clue #2. near a potato

Clue #3. in a bathtub

Clue #4. near a candle

Clue #5. near their alarm clock

Clue #6. near the toaster

Clue #7. in their desk

Clue #8. in the microwave

Clue #9. near a television

Clue #10. in/under their pet's bed

Completion Certificate. near the front door

Kid(s) need help?

Remember Clue #1 leads to where you hid Clue #2. So, to help with Clue #1 guide them to where you hid Clue #2.

Clue pages too big to hide?

You can hide a clue coupon instead. These are on the last sheet of the PDF.



Clue #1

Happy Birthday David! Today we're going to do a scavenger hunt around here. Use each clue to find the next location. Try hard, and if you run into trouble you can ask your adult for help. Good luck and away you go...

Solve this riddle to find the next clue!

I may have eyes, but I really can't see. People love to make fries out of me.

near a: _____

SAMPLE





Clue #2

Good job! On to the next one.

Use the braille cipher below to figure out which letters go in the blanks.

A	B	C	D	E	F	G	H	I	J	K	L	M
⠠	⠠	⠠	⠠	⠠	⠠	⠠	⠠	⠠	⠠	⠠	⠠	⠠
⠠	⠠	⠠	⠠	⠠	⠠	⠠	⠠	⠠	⠠	⠠	⠠	⠠
N	O	P	Q	R	S	T	U	V	W	X	Y	Z
⠠	⠠	⠠	⠠	⠠	⠠	⠠	⠠	⠠	⠠	⠠	⠠	⠠
⠠	⠠	⠠	⠠	⠠	⠠	⠠	⠠	⠠	⠠	⠠	⠠	⠠

The next location is in a

⠠ ⠠ ⠠ ⠠ ⠠






Clue #3

Superb, I wasn't sure you'd get that one. Impressive! Keep going...

As you solve the maze write the letters you pass into the blanks below.



near a: _ _ _ _ _





Clue #4

I asked Mr Alistair and they said you were clever, but I wasn't sure. I need to make harder puzzles!

Use the cipher below to figure out which letters go in the blanks.

A	B	C
D	E	F
G	H	I

J	K	L
M	N	O
P	Q	R

			S				W
T			U			X	Y
			V				Z

The next location is near your

--	--	--	--	--	--	--	--	--	--



Clue #5

Is this some special birthday magic? How did you solve that one!

Color each shape using the key below.

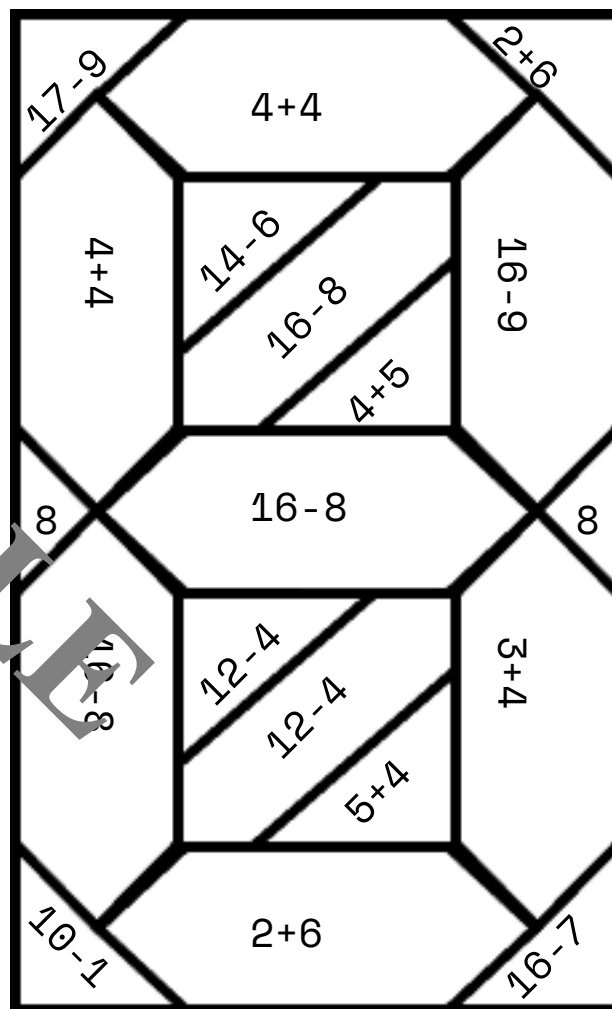
RED = 7

GREEN = 8

BLUE = 9

After coloring, a number should appear in RED. Use that number and go to the location below.

0. around/in the couch
1. near the toaster
2. under your pillow
3. in the microwave
4. near your favorite stuffed animal
5. under the dining table
6. in a bathtub
7. near a potato
8. in a shower
9. in the dishwasher





Clue #6

Did Binky the Cat help you with that one? That is one smart animal.

You must crack the code to find the next clue. The code is a three digit number. It only has digits 1-6 (there are no 7s, 8s, or 9s. Use the information below to find the correct code to lead you to the next clue!

0 numbers are correct and in the correct place.
1 number is correct, but in the wrong place.

2 numbers are correct and in the correct place.
0 numbers are correct, but in the wrong place.

1 number is correct and in the correct place.
0 numbers are correct, but in the wrong place.

1 number is correct and in the correct place.
2 numbers are correct, but in the wrong place.

Write the correct code here! Use the table below to figure out where to go!

462 : in/under your pet's bed

645 : in your desk

222 : near some crayons

624 : under your pillow

153 : near a cereal box

152 : near your favorite sports equipment

511 : in your shoe





Clue #7

Good job! On to the next one.

As you solve the word search, circle one extra letter past the end of each word. Write the extra letter in the box next to the word in the word list. Those letters will spell out the location of the next clue.

entrance

contain

recall

harsh

source

nursery

reduce

recent

value

VTRGHKCSROUNHIQKUYRNVKERPEFZKQ
 HJKLARRHHAWSCMYYSISULISWKFIIERK
 RPVTRTAPAQKEIVTNECERAXPDXEYZKK
 SMXWSGVFOSXIRJJCJKKT BZRWSZBIMRQ
 XHNFHGRAIICKXYIGBFUNMYFTVIFFFUA
 TJNWREQFFELSKOXODUOVTJANIITSUX
 MPFOIQNAVNTNYKLEHYKXMQUUGMVCMXZ
 KOYLVSITNOGSBWHCYCLTLFCRYLSITY
 TFFRLZNCRDWUPYRVRCVHPDXRZZICK
 NYJIWSTMACNOVSJVUGSPWTZECWIWT
 NRXRBCFZLSNOXAPLMBOWTBQCPDAKZT
 UTUXZOUZCKYAFEMXRMVSYJPIPGDODB
 RXEGONLOYWVVEWGHDKGRWNHDAONOSE
 SLSZRTCWXVAMTMASGMTVUHELQAZADG
 EKLIEAKAOAADMEWRSYNYZUDULZNPYU
 RLLNCIFTJDCLHIMLBHZUTBIDAIYNCC
 YWOVANMNLFM RUKSDXKYQSHGKZGWECS
 WVJT LIOBMYIOREDUCEALECXULEKJCZ
 SBPPLWVXAHEBDFE OECYANVRMRBMMDL
 WOXWCSFJBHJAWRTPGYRFBASRYQBSIO

in the: _____





Clue #8

That seemed like a tricky one for you David. Maybe this next one will stump you.

Use the morse code cipher below to figure out the location. Hint: Letters are separated with /

A·-	B-···	C-··-·	D-···	E·	F··-·	G--·	H····
I··	J·--	K--·	L·-··	M--	N··	O---	P·-··
Q-··-·	R·-··	S···	T-	U··-	V··-·	W·--	X-··-
Y-··-·	Z--··						

The next location is near a

- / · / · - · / · / · · - / · / · · / · / - - - /
 - · /



Clue #9

Superb, I wasn't sure you'd get that one. Impressive! Keep going...

Start at the given letter and follow the arrows to fill in the solution blanks below.

in/under your:

--- , ---

L	U	W	N	T
D	Q	G	A	X
K	Y	V	B	E
M	I	%	F	H
Z	J	S	@	R
O	#	\$	P	C

1. O ↑ → → → ↓ _____
2. Y → → ↓ → ↑ _____
3. B → ↑ ← ↑ → _____
4. B ↓ ↓ ↓ ← ↑ _____
5. W ↓ ← ↓ → → _____
6. C ← ↑ → ↑ ↑ _____
7. A ↑ ← ← ← ↓ _____

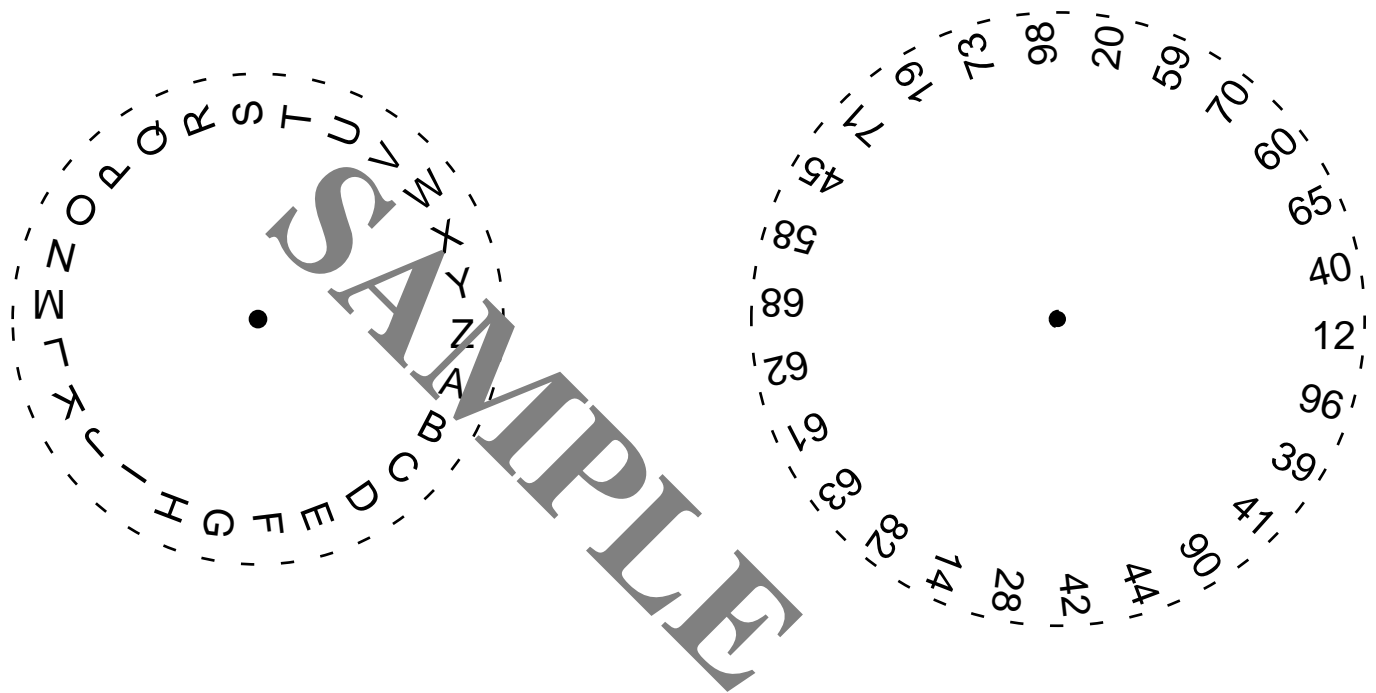




Clue #10

Is it almost time to celebrate.. because you're almost done! One more to go...

To find this location you need to build the decoder! Cut out each circle on the dotted line. Put the smaller circle on top and then line up A with 65. Use the decoder to fill in the blanks below. Good luck!



near the

--- --- --- --- --- --- --- --- ---
 41 45 62 61 19 96 62 62 45





Happy Birthday Scavenger Hunt Completed

by

David

Happy Birthday!
Enjoy your birthday present

Clue Coupons (optional)

If the full size pages are too big to hide, cut out and hide a clue coupon instead.
Parenting hint: Ask David to cut out the coupons!

